
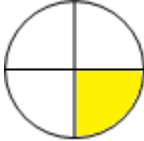



# Equivalent Fractions Bingo

Complete each equivalent fraction

Fraction	Equivalent fraction	Shape
$\frac{4}{10}$	___ / 5	
$\frac{3}{12}$	___ / 4	
$\frac{6}{8}$	___ / 4	

Now draw lines between each of the equivalent fractions:

$\frac{3}{9}$

$\frac{5}{10}$

$\frac{1}{5}$

$\frac{3}{4}$

$\frac{2}{10}$

$\frac{1}{3}$

$\frac{9}{12}$

$\frac{1}{2}$